



BMW
ConnectedDrive

[www.bmw.com/
connecteddrive](http://www.bmw.com/connecteddrive)



Sheer
Driving Pleasure

YOUR PERSONAL MOBILITY COMPANION.

HOW-TO GUIDE: BMW CONNECTED.

BMW CONNECTED.

How about having control of your mobility without unforeseen delays upsetting your schedule?
And what if you could achieve this by simply using the devices that you always have with you anyway?

BMW Connected offers the following services:

BMW Connected is your personal mobility assistant, learning your routine trips, taking the current traffic situation into account and helping you to reach your destinations on time and free of stress.

The result: you know when you will arrive even before you set off, have remote access to key functions of your BMW, you can send your arrival time to friends and family, and can use optimised navigation that will get you to your destination smoothly even when not in your vehicle using an iPhone or Apple Watch.

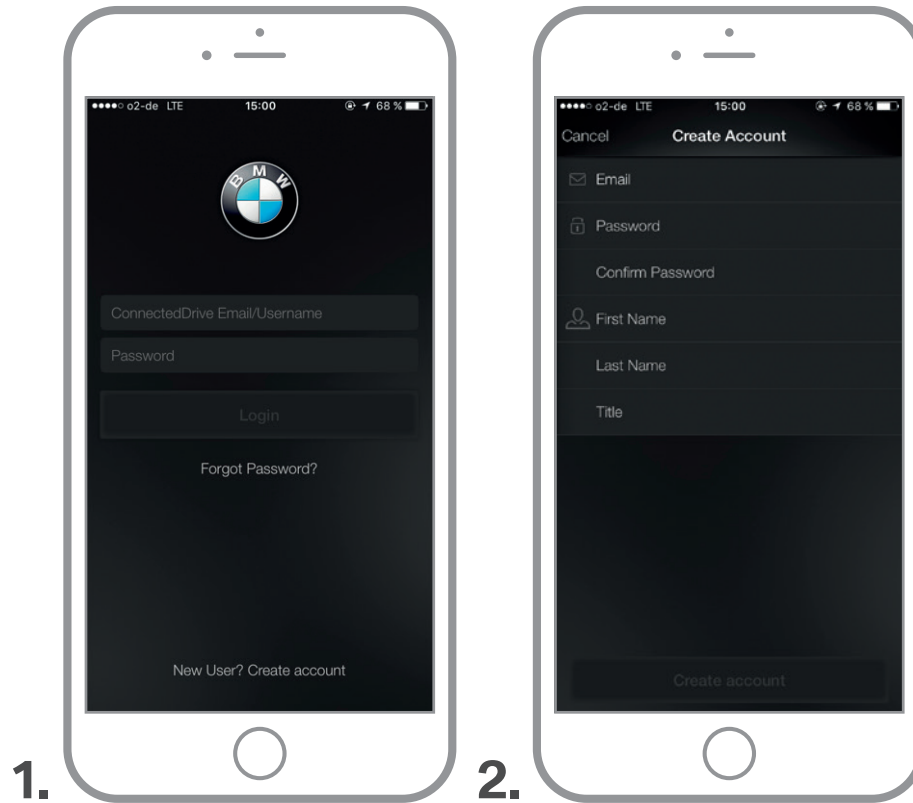
Access to BMW Connected:

The app can be downloaded at no cost from the Apple App Store. It is currently available for Apple iPhones and will later be released also for selected Android devices. To use the app inside BMW cars, you should have the option code 6AK 'ConnectedDrive Services' (incl. BMW Apps functionality) and the optional Remote Services (6AP). A one-off registration for a BMW ConnectedDrive account via the app or the BMW ConnectedDrive portal at www.bmw-connecteddrive.com is also required.

You will need to add your vehicle to your personal account in order to use all the remote functions. You can do so using your vehicle identification number (VIN) in the app or the BMW ConnectedDrive portal.



ACTIVATING BMW CONNECTED IN THE APP.

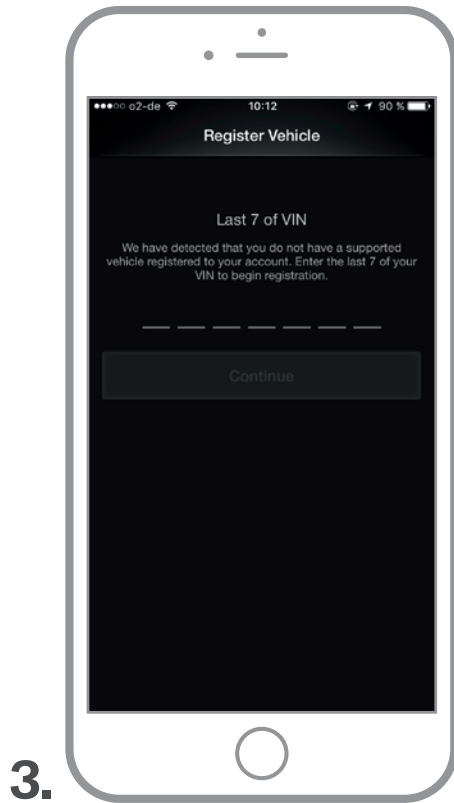


If you have previously created a BMW ConnectedDrive Account, you can use your existing account.

If you do not have an account yet, please select 'New User? Create account'. Please then enter your email address, your first name and surname and a password and accept the terms and conditions.

A confirmation email will then be sent to the email address provided. Click on the link in the email to confirm your registration.

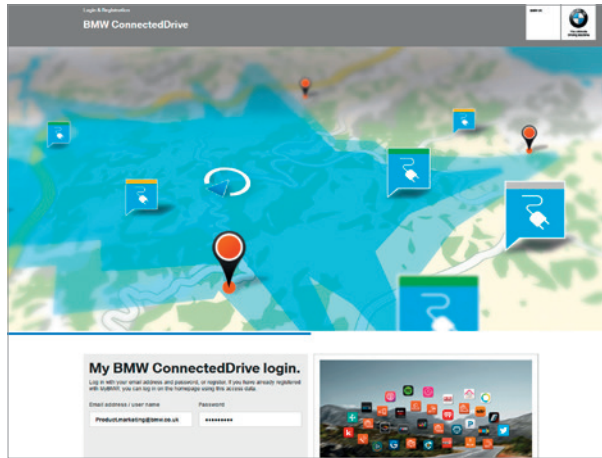
ACTIVATING BMW CONNECTED IN THE APP.



To experience the BMW Connected App to its full extent you need to map your car to your personal account. You need to log in to the customer portal and connect your personal BMW to your account under 'Add a vehicle' by entering your VIN (the last seven digits of your vehicle identification number) and optionally also your license plate.

ACTIVATING BMW CONNECTED IN THE CUSTOMER PORTAL.

1.



Select 'Register now' on the homepage of the My BMW ConnectedDrive customer portal at www.bmw-connecteddrive.com.

2.

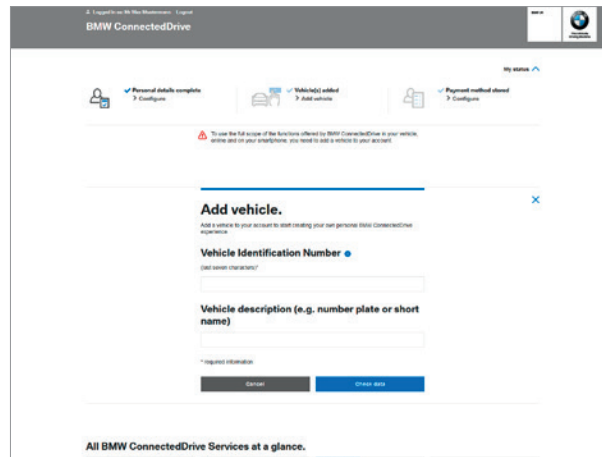
A screenshot of the BMW ConnectedDrive registration page. The top header shows 'BMW ConnectedDrive' and the BMW logo. Below the header is a section titled 'Registration.' with the subtext 'Register now with My BMW ConnectedDrive.' and a note: 'Note: If you are already registered with MyBMW, you can log in on the homepage using this service link.' followed by a link to 'FAQ & Help'. Below this is a section titled 'Access data' with three input fields: 'Email address*', 'Password*', and 'Repeat password*'. Underneath is a section titled 'Terms & Conditions' with a small paragraph of text and a checkbox labeled 'I have read and accept the Terms & Conditions'. At the bottom, there is a 'Forgot information' link and two buttons: 'Cancel' and 'Next'.

Enter your email address and a password and accept the terms and conditions.

A confirmation email will then be sent to the email address provided. Click on the link in the email to confirm your registration.

ACTIVATING BMW CONNECTED IN THE CUSTOMER PORTAL.

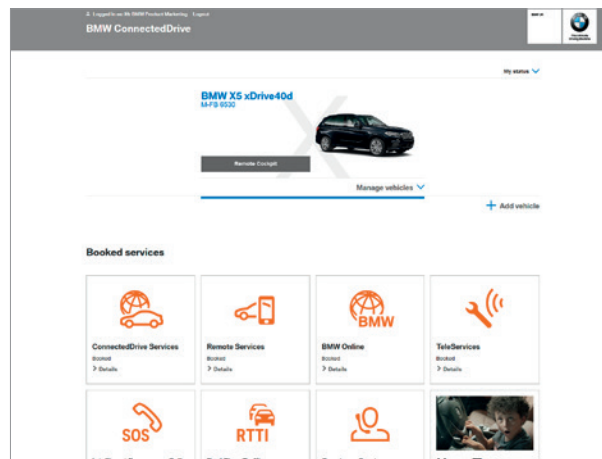
3.



The screenshot shows the 'Add vehicle' form in the BMW ConnectedDrive customer portal. At the top, there are three status indicators: 'Personal details complete' with a checkmark and 'Configure' link, 'Vehicle(s) added' with a checkmark and 'Add vehicle' link, and 'Payment method added' with a checkmark and 'Configure' link. Below these is a warning message: 'To use the full scope of the functions offered by BMW ConnectedDrive in your vehicle, please add a vehicle to your account. You need to add a vehicle to your account.' The main form has a title 'Add vehicle.' and a sub-header 'Add a vehicle to your account to start creating your own personal BMW ConnectedDrive experience.' It contains two input fields: 'Vehicle Identification Number' with a blue dot icon and a placeholder '(last seven characters)', and 'Vehicle description (e.g. number plate or short name)'. Below the fields is a small text '* Required information' and two buttons: 'Cancel' and 'Enter data'.

You can now log in to the customer portal and connect your personal BMW to your account under 'Add a vehicle' by entering your VIN (the last seven digits of your vehicle identification number) and optionally also your license plate.

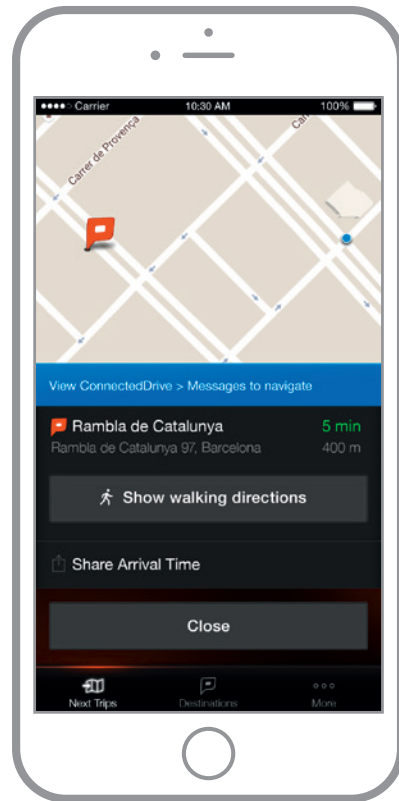
4.



The screenshot shows the BMW ConnectedDrive dashboard. At the top, there are the same three status indicators as in step 3. Below them is a section for a booked vehicle, showing a BMW X5 xDrive40d (MY18 1000) with a 'Remote Control' button and a 'Manage vehicles' dropdown menu. To the right of the vehicle card is an 'Add vehicle' button. Below the vehicle card is a 'Booked services' section with a grid of service cards: 'ConnectedDrive Services', 'Remote Services', 'BMW Online', 'TeleServices', 'SOS', 'RTTI', 'Concierge Services', and 'Maintenance'. Each card has an icon and a 'Booked' status with a 'Details' link.

You can activate the remote functions for your BMW and add a vehicle to your personal account by clicking on 'Activate remote services' in the status menu or under 'Settings – Set up services – Activate remote services'.

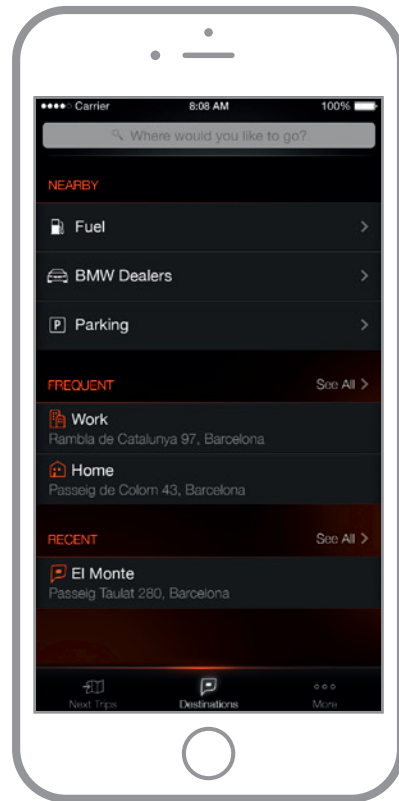
BMW CONNECTED FUNCTIONS. DOOR-TO-DOOR NAVIGATION.



Arrive for your meeting relaxed and on time thanks to door-to-door navigation within the BMW Connected app.

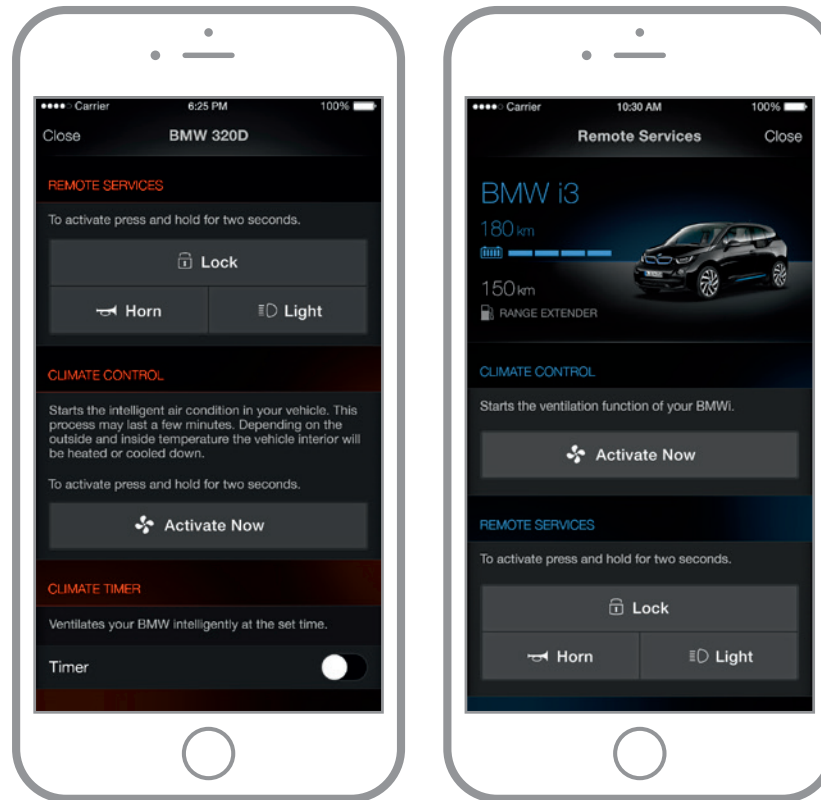
Upon arriving at the destination, your iPhone or Apple Watch will guide you from your parking spot to your final destination.

BMW CONNECTED FUNCTIONS. PERSONAL LEARNED DESTINATIONS.



The BMW Connected app learns from your personal mobility patterns and, if desired, is able to automatically add frequent destinations to your mobility agenda. Manual entry is thus no longer necessary. Destinations are added to the vehicle's integrated navigation system seamlessly and with just a single click if you have your smartphone in the car with you.

BMW CONNECTED FUNCTIONS. REMOTE SERVICES.

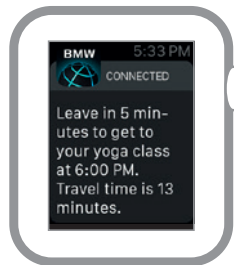


The BMW Connected app's remote services allow you to manage various vehicle functions remotely, such as locking or unlocking your vehicle.

The app also allows you to retrieve vehicle information such as the range or the status of the windows and doors, keeping you in the know about your vehicle at all times remotely and putting all the information conveniently at your fingertips.

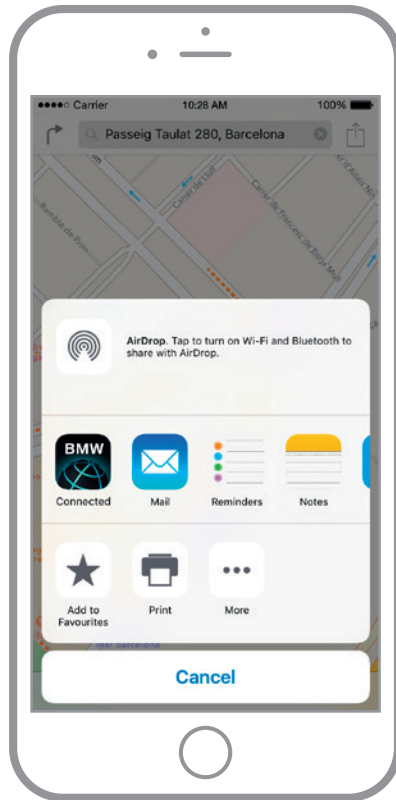
Additionally, detailed information about the current status of your BMW i vehicle can be obtained at any time, such as its range or its state of charge.

BMW CONNECTED FUNCTIONS. TIME-TO-LEAVE NOTIFICATION.



BMW Connected can notify the user of the ideal departure time via an iPhone or Apple Watch, making sure that you reach your next destination on time. The system calculates your proposed departure time based on the car's location and real-time traffic information.

BMW CONNECTED FUNCTIONS. IMPORT FUNCTION.



Destinations selected using smartphone apps such as Yelp, Apple Maps or Google Maps or found online can be transferred to the vehicle in an easy, convenient and seamless way via the BMW Connected app. Even appointments saved in a smartphone calendar, including the preferred arrival time, are automatically transferred via BMW Connected and are then available in the vehicle. A recommended departure time is calculated on the basis of the current traffic situation. With a single click, the chosen destination can be easily and conveniently added to the vehicle's integrated navigation system.

BMW
ConnectedDrive

[www.bmw.com/
connecteddrive](http://www.bmw.com/connecteddrive)



Sheer
Driving Pleasure