



THE 5

SALOON



THE BMW 5 SERIES SALOON.


INNOVATION AND TECHNOLOGY.

- 18** BMW EfficientDynamics
- 20** BMW ConnectedDrive/
BMW Personal CoPilot
- 22** Suspension and safety



EQUIPMENT.

- 24** Models and lines
- 30** BMW Individual
- 32** Additional equipment
- 36** Exterior colours
- 38** Interior colours
- 40** Wheels and tyres
- 41** Original BMW Accessories
- 42** Technical data



YOUR NEW SPEED DATING APP.

DOWNLOAD NOW THE BMW BROCHURE APP
FROM YOUR APP STORE AND DISCOVER
DRIVING PLEASURE!





「 FORWARD THINKING. 」

BUSINESS ATHLETE.



ADVANCED VISIBILITY. ADVANCED TECHNOLOGY.

MORE SAFETY THANKS TO ADAPTIVE LED-HEADLIGHTS* II IMPROVED
AERODYNAMICS THANKS TO ACTIVE STREAM KIDNEY GRILLE AND
AIR CURTAIN II MORE FORWARD MOMENTUM THANKS TO PRECISE
SHAPES AND LINES

* Available as optional equipment.



DYNAMICS THAT CANNOT GO UNNOTICED.

DYNAMIC M SPORT PACKAGE* II LARGE AIR BREATHERS II
ATHLETIC APRON II 20" GLOSS-LATHED V-SPOKE*

* Available as optional equipment.





THE FOCUS IS
FRONT LEFT.

DRIVER-ORIENTED COCKPIT II M LEATHER STEERING WHEEL* II
8-SPEED STEPTRONIC SPORT TRANSMISSION* II ADAPTIVE MODE
DRIVING EXPERIENCE CONTROL II PREMIUM MATERIALS,
PRECISION WORKMANSHIP

* Available as optional equipment.



FOLLOWS YOUR MOVEMENTS.

NEW AND INTUITIVE USER TECHNOLOGIES: THE INTELLIGENT
BMW GESTURE CONTROL* II THE INNOVATIVE TOUCH DISPLAY* II
THE INTELLIGENT VOICE CONTROL SYSTEM*

* Available as optional equipment.





ENERGY PACK.¹

BMW 530e WITH INTERNAL COMBUSTION ENGINE AND
ELECTRIC MOTOR II ENGINE OUTPUT/TORQUE
OF 135 KW/290 NM II ELECTRIC OUTPUT/TORQUE
OF 83 KW/265 NM



Further information on fuel consumption and CO₂ emissions can be found in technical data or consult your BMW partner.



AND THAT'S JUST THE START.

DISCOVER DRIVING PLEASURE THAT NEVER ENDS: THE ONE-OFF CONSTELLATION OF ELEGANT AND DYNAMIC DESIGN, INTELLIGENT BMW TECHNOLOGIES AND INNOVATIVE OPERATING CONCEPTS ALLOWS YOU TO ENJOY EVERY SECOND WHILST ENSURING YOU NEVER LOSE SIGHT OF THE WAY FORWARDS. THE BEST DRIVES FOR THE BEST DRIVERS: THE BMW 5 SERIES UNITES OUTSTANDING OUTPUT WITH POWERFUL ATHLETICISM AND REACHES EVERY DESTINATION WITH THE UTMOST EFFICIENCY AND ASSERTION. A GENUINE BUSINESS ATHLETE:

THE BMW 5 SERIES SALOON.

www.bmw.com/efficientdynamics

MORE POWER FROM LESS FUEL.

More power from three to 12 cylinders. Consume less, experience more – the **BMW TwinPower Turbo engines** offer the greatest possible dynamic performance with the greatest possible efficiency thanks to the newest injection systems, variable output control and sophisticated turbocharger technology. Whether diesel or petrol, and no matter how many cylinders, the engines from the BMW EfficientDynamics engine family allow markedly more agile power delivery and outstanding responsiveness even at low rpm, while being fuel-efficient and low in emissions.

MORE DRIVING PLEASURE, LESS EMISSIONS.

BMW EfficientDynamics is a technology package that includes not only the drive, but rather the whole vehicle concept and intelligent energy management. Provided as standard in every BMW, a variety of innovative technologies contribute to continuously improving efficiency. Via engine efficiency measures, electrification, lightweight construction methods and optimised aerodynamics, BMW has managed to reduce the CO₂ emissions of its fleet significantly.

MORE DYNAMICS, LESS WEIGHT.

Lower weight with intelligent lightweight construction. Special consideration for every last detail – intelligent lightweight construction means that the optimal material is found and implemented for each part of the vehicle. With extremely light high-tech materials such as aluminium and carbon fibre, **BMW EfficientLightweight** is pursuing the goal of minimising vehicle weight. That leads to even more dynamic performance, increased stability and heightened safety and comfort.



BMW EFFICIENT LIGHTWEIGHT

BMW EfficientLightweight stands for intelligent lightweight construction that contributes significantly to increased driving dynamics and efficiency. Weight reduction is the basis for the best driving dynamics and exemplary efficiency. Weight-optimised materials such as high-tensile steel, aluminium and magnesium are utilised when constructing various components.


AERODYNAMICS

With targeted measures focusing on Aerodynamics, BMW has optimised drag coefficient and efficiency as well as interior acoustics. Fuel consumption has also been reduced. The Active air stream kidney grille, the Air Breather, the Air curtain on the front wheels and the Aero wheels¹ are all targeted and detailed measures to further reduce air resistance.

MILD HYBRID TECHNOLOGY

Mild hybrid technology is used to recover braking energy and supports the combustion engine during acceleration with electric power. This reduces fuel consumption and emissions while giving you a dynamic advantage. The mild hybrid technology also makes the Automatic Start/Stop function much faster and much more comfortable.

IN THE BMW 5 SERIES SALOON.



BMW 540i / 540i xDrive

- BMW TwinPower Turbo 6-cylinder petrol engine with 250 kW (340 hp) and 450 Nm torque
- Acceleration 0–100 km/h: 5.1 s / 4.7 s xDrive; top speed: 250 km/h² / 250 km/h² xDrive
- Combined fuel consumption: 6.6–6.8 l/100 km / 7.1–7.3 l/100 km xDrive
- Combined CO₂ emissions: 150–154 g/km / 162–166 g/km xDrive

BMW 530i / 530i xDrive

- BMW TwinPower Turbo 4-cylinder petrol engine with 185 kW (252 hp) and 350 Nm torque
- Acceleration 0–100 km/h: 6.1 s / 6.0 s xDrive; top speed: 250 km/h² / 250 km/h² xDrive
- Combined fuel consumption: 5.6–5.8 l/100 km / 6.2–6.3 l/100 km xDrive
- Combined CO₂ emissions: 127–133 g/km / 140–144 g/km xDrive

BMW 520i

- BMW TwinPower Turbo 4-cylinder petrol engine with 120–135 kW (163–184 hp) and 290 Nm torque
- Acceleration 0–100 km/h: 7.8–8.5 s; top speed: 235–226 km/h
- Combined fuel consumption: 5.6–5.7 l/100 km
- Combined CO₂ emissions: 127–130 g/km

BMW 530e / 530e xDrive

- BMW TwinPower Turbo 4-cylinder petrol engine and electric motor with a system output of 135–185 kW (184–252 hp) and 420 Nm system torque
- Acceleration 0–100 km/h: 6.1–6.6 s / 6.2–6.7 s xDrive; top speed: 235–226 km/h / 235–226 km/h xDrive
- Combined fuel consumption: 1.6–1.8 l/100 km / 2.0–2.2 l/100 km xDrive
- Combined CO₂ emissions: 36–40 g/km / 47–50 g/km xDrive

BMW 530d / 530d xDrive

- BMW TwinPower Turbo 6-cylinder diesel engine with 183–195 kW (249–265 hp) and 620 Nm torque
- Acceleration 0–100 km/h: 5.7–5.9 s / 5.4–5.6 s xDrive; top speed: 250 km/h² / 250 km/h² xDrive
- Combined fuel consumption: 5.0–5.1 l/100 km / 5.3–5.5 l/100 km xDrive
- Combined CO₂ emissions: 130–135 g/km / 139–144 g/km xDrive

BMW 520d³ / 520d xDrive³ with mild hybrid technology

- BMW TwinPower Turbo 4-cylinder diesel engine with 120–140 kW (163–190 hp) / 400 Nm torque and mild hybrid technology with 8 kW (11 hp)
- Acceleration 0–100 km/h: 7.2–8.2 s / 7.2 s xDrive; top speed: 235–223 km/h / 232 km/h xDrive
- Combined fuel consumption: 4.1–4.3 l/100 km / 4.4–4.6 l/100 km xDrive
- Combined CO₂ emissions: 108–112 g/km / 117–122 g/km xDrive

BMW M550d xDrive

- BMW TwinPower Turbo 6-cylinder diesel engine with 294 kW (400 hp) and 760 Nm torque
- Acceleration 0–100 km/h: 4.4 s; top speed: 250 km/h²
- Combined fuel consumption: 6.1–6.3 l/100 km
- Combined CO₂ emissions: 159–166 g/km

BMW 518d

- BMW TwinPower Turbo 4-cylinder diesel engine with 100–110 kW (136–150 hp) and 350 Nm torque
- Acceleration 0–100 km/h: 8.8–9.4 s; top speed: 220–212 km/h
- Combined fuel consumption: 4.3–4.5 l/100 km
- Combined CO₂ emissions: 113–118 g/km

¹ Available as optional equipment.

² Electronically regulated.

³ This engine version is not available in all countries. For further information, please contact your local BMW Partner.

Performance, fuel consumption and CO₂ emissions figures refer to vehicles with standard transmission.

For further information on fuel consumption and CO₂ emissions, please see pages 42 | 43 or consult your local BMW partner.

BMW Personal CoPilot.

By your side, when you decide.

THE INNOVATIVE BMW ASSISTANCE SYSTEMS.


The BMW driver assistance systems offer the ultimate in comfort and safety. Whether it's for driving or parking, BMW driver assistance systems are there when you need them, reliably and in every situation. The most cutting-edge sensors, such as radar, ultrasound and cameras, dependably register the vehicle's surroundings, forming the basis for intelligent driver assistance systems. Either activated when desired, or as emergency assistance in the background – the BMW driver assistance systems make every drive in your BMW even safer and more enjoyable.

CLOSER TO AUTONOMOUS DRIVING THAN EVER BEFORE.

Autonomous driving is not a utopia, it is the future: All over the world, BMW Personal CoPilot test vehicles are already driving completely independently without the driver's intervention and not only show impressively how mobility will change in the near future – they also offer an outlook on the next level of driving pleasure. Even today, the BMW driver assistance systems already offer a large number of intelligent semi-automated functions that actively support and relieve the driver in almost every driving situation.

SIMPLY PARK IT.

With intelligent parking assistance systems, you don't just look forward to every ride in your BMW, but also to parking and manoeuvring. For example, the Parking assistant already displays suitable parking spaces as you drive past and, depending on the BMW model, runs the parking process either partially or completely independently. But here too, automation will continue to advance, so that in the future it will be possible for vehicles without drivers to search for a parking space and execute the parking process autonomously.



REMOTE CONTROL PARKING.

The Remote Control Parking^{1,*} function allows the driver to conveniently get out of the vehicle before parking it via remote control by moving it forward into, or reversing out of, a tight parking space or garage. The Remote Control Parking function is activated by the driver once outside the car, with the BMW display key.

DRIVING ASSISTANT PLUS.

Driving Assistant Plus^{1,2,*} offers automatic driving with greater comfort and security in monotonous and dangerous situations. These can include on the one hand traffic jams, slow-moving traffic or long journeys through the city, on country roads or motorways and on the other hand navigating junctions and hazardous lane changes. The vehicle takes action when the driver either cannot or will not.

ACTIVE CRUISE CONTROL WITH STOP&GO FUNCTION.

Active cruise control with Stop&Go function^{1,*}, Speed Limit Info including No-overtaking indicator and Approach control warning with braking function reacts to stationary vehicles, independently maintains a preselected distance from the vehicle ahead and controls speed down to standstill, automatically accelerating again as soon as traffic flow allows it.

IN THE BMW 5 SERIES SALOON.

The key visual for BMW Personal CoPilot shown here is an exemplary, artistic representation, which can deviate from the design and equipment of the BMW model described in this medium.

BMW ConnectedDrive

So connected, you're free.

CONNECTED FOR OVER 20 YEARS.

Focused on the future – from the very beginning. By the 1990s, BMW had already made headway in connected mobility. Another milestone of the digital future was surpassed in 2004: vehicles with built-in SIM cards. Then came the first online functionality, Google Services and innovative display systems such as the BMW Head-Up Display. Throughout this process, the desires of the customer have always taken centre stage. In a first for a premium automobile manufacturer, BMW makes it possible to book and pay for services flexibly via the BMW ConnectedDrive Store, in the vehicle or on a computer at home. And with the introduction of BMW Connected, the Open Mobility Cloud, Remote Software Upgrades and the BMW Intelligent Personal Assistant, BMW is taking the next steps into the future of mobility.

MORE THAN 20 SERVICES IN THE BMW CONNECTED DRIVE STORE.

BMW ConnectedDrive opens the gate to the digital world of BMW. Use vehicle apps such as news, weather, office or online search on the go and be well informed at all times. Via the ConnectedDrive Store or directly in your BMW, you can book additional digital services such as Connected Music or Concierge Service – anytime, anywhere, easily and flexibly.

IN TOUCH 24/7 WITH BMW CONNECTED.

What would it be like if you were never late again? What if your BMW already knew your preferred destinations? How would you like reliable navigation, whether you're sitting in your vehicle or not? BMW Connected provides you with the information you want, when and where you want it. BMW Connected is a personal mobility assistant which facilitates your everyday mobility and aids you in reaching your destinations relaxed and on time. With the BMW Connected app, mobility-relevant information such as recommendations for optimal departure times are available at any time via smartphone or smartwatch and can be seamlessly transmitted to the car.



BMW CONNECTED.

Connect with your BMW. The BMW Connected app* is your digital mobility assistant which takes care of your needs before and during your journey. Access your car using your smartphone, smartwatch, Amazon Echo or Google Assistant, send destinations to the navigation system or receive reminders for meetings to make sure you arrive there on time.

REMOTE SERVICES AND REMOTE 3D VIEW.

Keep an eye on your BMW's surroundings to rest assured that everything is fine with your vehicle. Remote Services^{1,*} and Remote 3D View^{1,*} allow you to view the area around your vehicle from any perspective, to lock the doors or to activate the headlight flash or horn using the BMW Connected app*.

PREPARATION FOR APPLE CAR PLAY®.

You don't want to miss out on the functions of your iPhone in your BMW and operate it as usual? With Apple CarPlay® preparation^{1,3,*}, you have wireless access to telephony, iMessage, WhatsApp, TuneIn, Spotify or Apple Music. You can use Apple's voice assistant Siri via the voice button on the steering wheel.

IN THE BMW 5 SERIES SALOON.

¹ Available as optional equipment.
² Function may be limited in darkness, fog or bright glare.
³ Preparation for Apple CarPlay® supports the convenient and wireless use of selected iPhone® functions in the vehicle. This allows smartphone content and functions such as music, iMessages/text messages, telephony, Siri, navigation and selected third-party apps to be displayed and operated via the vehicle's user interface and via voice control.

* The availability of some equipment features and functions depends on engine variants or additional options. The market and production availability may vary. You can find detailed information about terms, standard and optional equipment at www.bmw.com or from your BMW Partner.
Some ConnectedDrive Services may differ between countries. Please consult your local BMW partner for more information.

■ Standard equipment □ Optional equipment



Integral Active Steering^{1,*} combines support that varies based on the steering angle on the front axle, and rear wheels that also contribute to steering. At lower speeds, it offers greater manoeuvrability and agility by turning the rear wheels opposite the front wheels. Beginning around 60 to 80 km/h, the rear wheels turn parallel to the front wheels, to increase driving stability and comfort.

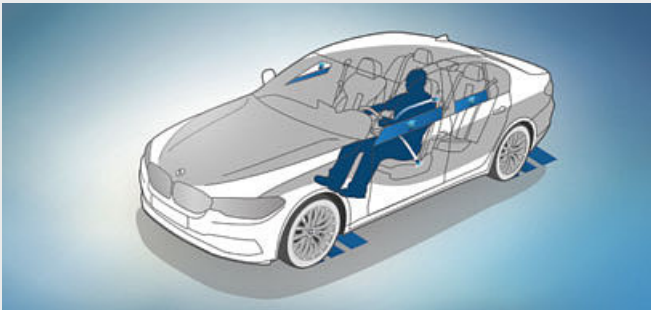
The **8-speed Steptronic Sport transmission^{1,*}** offers incredibly sporty gear changes. Whether automatic or manual using gearshift paddles or gear lever - for comfortable coasting or incredibly dynamic driving. In SPORT mode and with the gear lever in the left-hand S/M position, the gear shifts are configured for maximum performance.

The **adaptive suspension^{1,*}** makes it possible to adjust the damper characteristics to suit any given driving situation, increasing comfort and driving dynamics. In addition to the standard COMFORT setting for increased driving comfort, the SPORT program offers athletic damper settings.

The **intelligent BMW xDrive all-wheel drive system** smoothly and variably distributes drive power to the front and rear wheels for maximum traction, driving dynamics and safety in every driving situation. For even better agility, the electronically controlled power distribution for instance counterbalances oversteer or understeer on bends.

Adaptive Drive^{1,*} combines the active body roll stabilisation Dynamic Drive and the Adaptive suspension for regulation of the stabilisers and dampers as required. At the same time this ensures outstanding driving comfort levels with hardly any noticeable body roll, which in turn permits higher speeds and shorter braking distances when taking bends.

M Sport suspension^{1,*} is lowered by roughly ten millimetres. It also features shorter suspension springs and tighter damper settings, as well as harder stabilisers. Together these result in improved traction and reduced body roll, which in turn allows for an extremely athletic driving style.



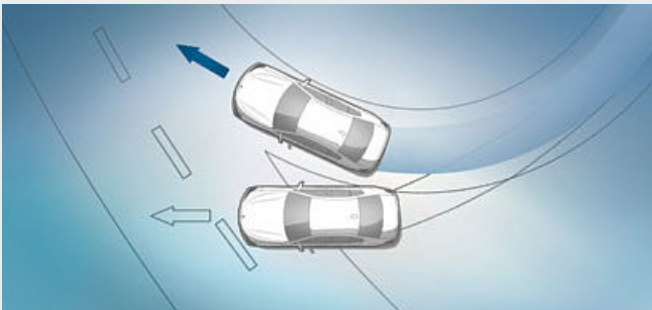
□ **Active Protection** is the BMW ConnectedDrive preventive passenger protection system. Active Protection warns the driver if it detects signs of tiredness, safety belts are pretensioned in critical situations, electric seats are returned to upright positions and the windows and sliding roof are closed. After an accident occurs, the brakes are automatically applied until the vehicle reaches a standstill.



■ The extremely torsionally stiff but light **body construction** provides the basis for sporty driving dynamics, high-precision steering and agility. Additionally, it offers the passengers the best possible all-round protection.



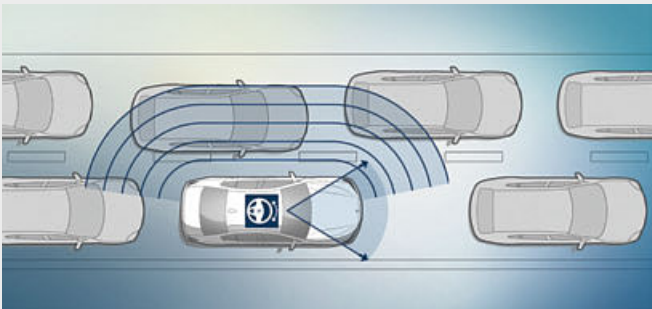
□ **LED headlights with Adaptive headlights**, variable city and motorway light distribution and BMW Selective Beam provide optimum illumination of the road when driving in the dark. Even at a standstill, the integrated cornering lights are automatically activated by signalling or turning the steering wheel and are active at speeds of up to 35 km/h.



■ **Dynamic Stability Control (DSC)** permanently assesses the vehicle's movements and stabilises it using engine and braking regulation when unstable driving conditions are detected. Additional features of DSC are, for example, brake drying, braking readiness or the Hill-Start assistant, which holds the vehicle briefly in place when starting on inclines to prevent it from rolling backwards.



■ **Pedestrian warning with light city braking function²** actively assists the driver with the prevention of collisions involving pedestrians. It is active at speeds of up to 60 km/h and preconditions the brakes for increased responsiveness. In the event of an emergency, the system prevents a collision or ensures that the collision speed is reduced considerably.



□ The **Lane Departure Warning*** detects lane markings and alerts the driver before an unintentional lane change at speeds above around 70 km/h by means of vibrations in the steering wheel. The warning is not activated if the lane change is deliberate, that is, when the indicator has been activated.

¹ Available as optional equipment.
² Function may be limited in darkness, fog or bright glare.

*The availability of some equipment features and functions depends on engine variants or additional options. The market and production availability may vary. You can find detailed information about terms, standard and optional equipment at www.bmw.com or from your BMW Partner

BASE.

Discover even more with the new BMW brochures app. Available now, for your smartphone and tablet.



■ Ergonomic cockpit with clearly arranged controls and high-quality materials



□ The leather trim in 'Dakota' Cognac makes the interior both elegant and sporty. High-quality materials and optimum workmanship ensure a first-class ambience.

Selected standard model equipment:

- 17" light alloy wheels V-spoke style 618
- LED headlights
- Multifunction leather steering wheel
- Automatic air conditioning with dual zone control
- Radio BMW Professional with 8.8" LCD colour screen
- Driving Experience Control
- Semi-electric seat adjustment for driver and front passenger



■ 17" light alloy wheels V-spoke style 618, wheel size 7.5J x 17, with 225/55 R17 tyres.

The availability of some equipment features and functions depends on engine variants or additional options. The market and production availability may vary. You can find detailed information about terms, standard and optional equipment at www.bmw.com or at your BMW Partner.

LUXURY LINE.

■ Standard equipment □ Optional equipment



■ The Sport leather steering wheel with a thinner rim and contoured thumb rests is perfectly shaped with an exceptionally pleasant feel.



□ The comfort seats in the Exclusive leather 'Nappa' Ivory White with contrasting piping emphasise the elegant flowing lines of the interior and provide optimal ergonomic adjustment.



■ 18" light alloy wheels W-spoke style 632, size 8J x 18 with 245/45 R18 tyres.



□ 19" light alloy wheels Multi-spoke style 633, 8J x 19 with 245/40 R19 tyres.

Luxury Line exterior equipment:

- BMW kidney grille with exclusively designed vertical slats and grille frame in Chrome high-gloss
- Front bumper with specific design elements in Chrome high-gloss
- LED fog lights
- 18" light alloy wheels W-spoke style 632 in Reflex Silver, alternatively
- 19" light alloy wheels Multi-spoke style 633 in Reflex Silver, other wheels available
- Air Breather in Chrome high-gloss
- Side window surrounds in Chrome high-gloss, window guides, window recess finisher, B-pillar, mirror base and mirror foot in Black high-gloss
- Rear bumper with specific horizontal design elements on the rear diffuser in Chrome high-gloss
- Tailpipe trim strip in Chrome high-gloss, on both sides or with free-form

Luxury Line interior equipment:

- Door sill finishers in aluminium, illuminated with "Luxury Line" designation
- Seats in Leather 'Dakota' with line-specific stitching and leather piping; other upholsteries available
- Sport leather steering wheel in Black, alternatively in Dark Coffee²
- Car key with buttons and Chrome detailing in high-gloss
- Instrument panel in Sensatec Black or Dark Coffee, alternatively
- BMW Individual leather Black
- Interior trim finishers in fine-wood trim 'Fineline' Ridge with highlight trim finisher in Pearl Chrome; other trims¹ available
- Variable ambient light in six colours

¹ Available as optional equipment.
² Colour depends on the selected upholstery colour.

SPORT LINE.

Discover even more with the new BMW brochures app. Available now, for your smartphone and tablet.



■ The sport leather steering wheel with multifunction buttons creates a sense of dynamics and highlights the sporty character.



□ The interior design with its sport seats and leather upholstery in Dakota Night Blue with exclusive stitching brings the exterior's contemporary dynamics inside.



■ 18" light alloy wheels double-spoke style 634 Orbit Grey gloss-lathed, 8J x 18 with 245/45 R18 tyres.



□ 19" light alloy wheels V-spoke style 635 Ferric Grey gloss-lathed with mixed tyres and run-flat properties, front 8J x 19 with 245/40 R19 tyres, rear 9J x 19 with 275/35 R19 tyres.

Sport Line exterior equipment:

- BMW kidney grille with vertical slats in Black high-gloss and grille frame in Chrome high-gloss
- Front bumper with specific design elements in Black high-gloss
- LED fog lights
- 18" light alloy wheels W-spoke style 634 Orbit Grey, alternatively
- 19" light alloy wheels Multi-spoke style 635 Ferric Grey; other wheels available
- Air Breather in Black high-gloss
- Side window surrounds, window guides, window recess finisher, B-pillar, mirror base and mirror foot in Black high-gloss
- Rear bumper with specific horizontal design elements on the rear diffuser in Black high-gloss
- Tailpipe trim in Black Chrome, on both sides or with free-form

Sport Line interior equipment:

- Door sill finishers in aluminium, illuminated with "Sport Line" lettering
- Sport seats for driver and front passenger, alternatively
- Comfort seats front, electrically adjustable
- Seats in cloth/leather combination 'Plectoid', alternatively in
- Leather 'Dakota' with line-specific stitching and piping or Exclusive leather 'Nappa'; other upholstery options available
- Sport leather steering wheel in Black incl. multifunction buttons, alternatively
- BMW Individual leather steering wheel finely structured
- Vehicle key with buttons and high-gloss Chrome detailing
- Instrument panel in Black*, alternatively in
- Sensatec Black or Dark Coffee, or in BMW Individual leather Black*
- Interior trim finishers in Black high-gloss with accent in Pearl Chrome; other trims available
- Variable ambient light in six colours

M SPORT PACKAGE.

Equipment 26 | 27

■ Standard equipment □ Optional equipment



■ M Leather steering wheel including multifunction buttons, steering wheel rim in leather 'Walknappa' Black with contoured thumb rests.



□ Featuring leather upholstery in Dakota Black with Blue contrast stitching, the design also creates dynamic highlights in the interior.



■ 18" M light alloy wheels Double-spoke style 662 M in Bicolour Ferric Grey, with mixed tyres and run-flat properties, front 8J x 18 with 245/45 R18 tyres, rear 9J x 18 with 275/40 R18 tyres.



□ 19" M light alloy wheels Double-spoke style 664 M Orbit Grey, gloss-lathed with run-flat properties and mixed tyres, front 8J x 19 with 245/40 R19 tyres, rear 9J x 19 with 275/35 R19 tyres.

M Sport package exterior equipment:

- M Aerodynamics package with front apron, side skirts and rear apron with diffuser insert in Dark Shadow metallic
- BMW kidney grille with vertical slats in Black high-gloss and grille frame in Chrome high-gloss
- LED fog lights
- 18" M light alloy wheels Double-spoke style 662 M with mixed tyres, other wheels available
- M Sport suspension, lowered for sDrive and xDrive
- M Sport brake* with brake callipers in Dark Blue metallic and M designation
- BMW Individual high-gloss Shadow Line
- M designation on the front side panels
- Exterior mirror caps in body colour
- Tailpipe trim strip in Chrome high-gloss, on both sides
- Exclusive paintwork in Carbon Black; other paintworks available

M Sport package interior equipment:

- M door sill finishers, illuminated
- M driver footrest with M-specific pedal covers
- M specific floor mats*
- Sport seats for driver and front passenger in Cloth/Alcantara combination in exclusive M look, alternatively in Leather 'Dakota' Black with exclusive M look and Blue accent, other upholsteries available
- M Leather steering wheel with multifunction buttons, alternatively
- BMW Individual leather steering wheel finely structured
- Vehicle key with exclusive M logo
- Gear lever with M designation
- BMW Individual headliner anthracite
- Instrument cluster with M specific look in SPORT mode
- Interior trim finishers in Aluminium Rhombicle with highlight trim finishers in Pearl Chrome, other trims available

* The availability of some equipment features and functions depends on engine variants or additional options. The market and production availability may vary. You can find detailed information about terms, standard and optional equipment at www.bmw.com or from your BMW Partner.

THE BMW M550i xDRIVE AND BMW M550d xDRIVE.



Driving pleasure intensified: BMW M automobiles combine the best with the dynamic genes of BMW M to create a class of their own. An exclusive offer from BMW M GmbH, they embody style with razor-sharp design and impress with the most powerful drivetrains and maximum dynamics. At the same, they also offer high levels of comfort. This trio is also evident in the **BMW M550d xDrive** and **BMW M550i xDrive Saloon**. In addition to the features of the M Aerodynamics package, exceptional highlights bring out the athletic nature. The distinctive design of the exterior alone is hugely eye-catching: Exclusive detailing in the signature colour Cerium Grey and optional 20" M light alloy wheels Double-spoke style 668 M add sporty touches. The optional Adaptive M suspension Professional guarantees the ultimate in driving dynamics while keeping comfort levels at a max. The rear-wheel oriented BMW xDrive gives this a further boost. Direct steering delivers a driving experience shaped by even greater precision. While the powerful M Sport brake ensures a secure standstill over the shortest possible distance.



19" M light alloy wheels Double-spoke style 664 M Cerium Grey, gloss-lathed with mixed tyres, front 8J x 19 with 245/40 R19 tyres, rear 9J x 19 with 275/35 R19 tyres.



Also no compromise inside: Exclusive leather 'Nappa' Mocha with exclusive stitching and leather piping in contrast, interior trim finishes in Aluminium Rhombicle and the instrument panel in Black Sensatec¹ create an atmosphere that expresses athleticism and strength.

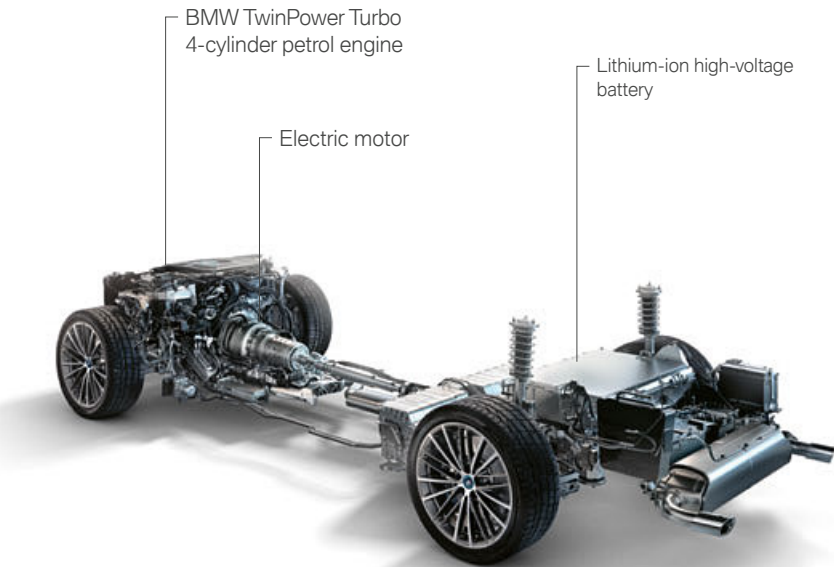
¹ Available as optional equipment.
² Mode 2-cable for household sockets comes as standard equipment.
³ Equipment available as an option from Original BMW i Accessories.

* The availability of some equipment features and functions depends on engine variants or additional options. The market and production availability may vary. You can find detailed information about terms, standard and optional equipment at www.bmw.com or from your BMW Partner.

THE BMW 530e AND BMW 530e xDRIVE.



As a plug-in hybrid, the **BMW 530e** and **BMW 530e xDrive Saloon** combines a 135 kW (184 hp) BMW TwinPower Turbo 4-cylinder petrol engine with an 83 kW (113 hp) electric motor. The system has an output of 185 kW (252 hp). Intelligent energy management coordinates all of the conventional BMW drive components with the efficient drive technology of BMW eDrive. The electric motor can power the vehicle independently or support the engine, depending on the required power output and current battery level. During coasting and braking, the motor even transforms kinetic energy into electric energy, which is stored in the lithium-ion high-voltage battery for use by the electric drive system. The vehicle can be recharged at home from any domestic power socket using the standard charging cable included, or even more conveniently with a BMW Wallbox³. With the innovative Connected Charging¹ *, the vehicle can automatically be charged during the most cost-efficient time slot or even with self-generated solar energy. When on the move, the BMW 530e and BMW 530e xDrive Saloon can be recharged at public charging stations.



Further information on fuel consumption and CO₂ emissions can be found in technical data or consult your BMW partner.



The plug-in hybrid-specific instrument cluster provides information on, among other things, the status of the vehicle's electric readiness, the charge level of the battery and average electrical consumption.



The car's battery is easy to charge on the go at public charging stations using a rapid-charge cable² available from BMW accessories.

BMW INDIVIDUAL.

THE EXPRESSION OF PERSONALITY.



A special paint finish for an exceptional vehicle: The paint finish BMW Individual Rhodonite Silver metallic particularly accentuates the sporty, luxurious character of the new BMW 5 Series Saloon.



The BMW Individual full leather trim 'Merino' in Caramel clearly shows how comfort, style and a sense of aesthetics are harmoniously combined in the new BMW 5 Series Saloon.



At the latest when the door of the new BMW 5 Series Saloon opens and the illuminated BMW Individual door sill finisher is visible, it becomes clear that exclusive personality has reached a whole new level.

If someone decides, then you: BMW Individual offers you all the options to customise the new BMW 5 Series Saloon according to your personal wishes, with the degree of customisation entirely up to you. Add your personal driving experience to the typical BMW driving pleasure. Choose what suits you the most from particularly high-quality equipment options: Exclusive BMW Individual paint finishes that show style and confidence. Soft, voluminous leather trims and interior trim finishers made of fine woods, which turn the interior into your personal comfort zone. Or go your very own way, only following your ideas – BMW Individual ensures that they become an automotive reality.

ADDITIONAL EQUIPMENT.

Discover even more with the new BMW brochures app. Available now, for your smartphone and tablet.

■ Standard equipment □ Optional equipment



□ The Adaptive LED headlights* include BMW Selective Beam, cornering lights and adaptive headlights. The light colour is similar to daylight and provides an ideal, even illumination of the road to improve visibility and make driving in the dark less tiring. The iconic light design with four light elements makes the vehicle recognisable as a BMW even at night.



□ The Glass roof with slide and lift function, including an electric sliding interior roof, anti-trap protection, as well as comfort opening and closing, allows the airflow to be individually regulated to create a pleasant interior climate. The integrated wind deflector prevents draughts from developing in the interior and ensures a lower level of wind noise.



□ The M seat belts* with belt tensioner and belt force limiter boast an exquisite woven highlight in the classic M colours.



□ Automatic tailgate operation allows the convenient opening and closing of the tailgate by simply pressing the conveniently located button in the door panelling or on the car key. The tailgate can also be opened in the conventional manner, using the outside handle, and closed using a button on the inside of the tailgate.

□ The Comfort access system* makes it possible to open all four vehicle doors without using the key. This equipment option includes contactless opening and closing of the tailgate with a quick wave of the foot under the rear bumper.



□ The Soft-Close function pulls the slightly-open door shut automatically and nearly silently.



□ If the indicator is on, the radar-based Lane Change Warning* warns the driver to approaching vehicles in the blind spot as well as vehicles in the neighbouring lane. The system functions beginning at speeds of 20 km/h, and in dangerous situations, it causes the steering wheel to vibrate and the triangle symbol in the exterior mirror to blink.



■ The Air Breather channels air to the front wheels, reducing air resistance, fuel consumption and CO₂ emissions.



□ The trailer tow hitch with electrically adjustable tow ball is approved for heavy loads of up to 2,000 kg. In order to stabilise things, trailer stability control automatically brakes the pulling vehicle if the trailer begins to swing. The electronically adjustable tow ball is not visible when stowed under the rear apron.



□ BMW Individual Exterior Line in satinised Aluminium creates luxurious highlights with window recess finishers and side frame trim strips in silky matt brushed Aluminium. The exterior mirror frames and bases in Black high-gloss create a stylish contrast to these elements.



□ The M Sport brake* with multi-piston brake calipers in dark blue and M designation features exceptional braking performance. Adapted to the vehicle's extremely high dynamic potential, it also allows for a pronouncedly more athletic driving style and excellent braking on wet surfaces.

* The availability of some equipment features and functions depends on engine variants or additional options. The market and production availability may vary. You can find detailed information about terms, standard and optional equipment at www.bmw.com or from your BMW Partner.

ADDITIONAL EQUIPMENT.

Discover even more with the new BMW brochures app. Available now, for your smartphone and tablet.

■ Standard equipment □ Optional equipment



□ With BMW Gesture Control*, certain functions can be operated by means of defined hand movements. For certain operations the system will for example recognise gestures such as 'swiping' or 'pointing' for accepting or rejecting an incoming call, or circular motions of the index finger to adjust volume.



□ The Automatic air conditioning with 4-zone control comes with the equipment included in Automatic air conditioning with 2-zone control with extended features, along with two air vents in the B columns. Additionally, the rear passengers can individually adjust their own climate via a separate control element with display.



□ Ambient light creates a relaxed lighting atmosphere, including ambient light accents and the welcome light.



□ The comfort seats* for driver and front passenger can be electrically adjusted in a variety of ways and provide a perfect seating position for a relaxed arrival.

□ The Lumbar support for the driver and front passenger seats can be adjusted both vertically and laterally, allowing for an orthopaedically optimised seating position.



□ The Bowers & Wilkins Diamond surround sound system* with two diamond tweeters features outstanding studio-quality sound for every seat in the car. 16 carefully positioned speakers ensure a mesmerising sound experience. The speakers are illuminated, visually emphasizing the system's outstanding sound quality.



□ The Ambient Air Package* comprises a fragrance dispersal function and an air ionisation function.



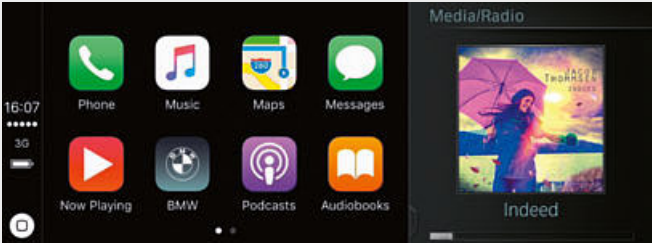
□ Telephony with wireless charging¹ offers a comprehensive telephony package with Bluetooth connectivity and the technical capacity for a WiFi hotspot.



□ In warm weather, the Active seat ventilation front*, provides a cool and pleasant seat temperature, resulting in a more comfortable driving experience.



□ The full-colour BMW Head-Up Display² projects all information relevant to the journey directly into the driver's field of vision.



□ Why go without the features of your iPhone in your BMW when you can continue operating it as usual? The preparation for Apple CarPlay^{3,*} gives you remote access to telephony as well as apps like iMessage, WhatsApp, TuneIn, Spotify and Apple Music. You can also use the voice button on the steering wheel to access Siri, Apple's voice assistant.



□ BMW Night Vision* with person recognition makes people and large animals visible on the Control Display from a distance using heat imaging and illuminates them with the Dynamic Marker Light in the main headlight. An additional warning system is also automatically activated when the vehicle is started, regardless of the status of the imaging display.



□ Driving Assistant Plus^{4,*} offers automatic driving with greater comfort and security in monotonous and dangerous situations. These can include on the one hand traffic jams, slow-moving traffic or long journeys through the city, on country roads or motorways and on the other hand navigating junctions and hazardous lane changes. The vehicle takes action when the driver either cannot or will not.



□ The equipment package Parking Assistant Plus^{5,*} makes parking and manoeuvring the vehicle easier. It features Surround View including Top View, Remote 3D View, PDC and the Parking Assistant with linear guidance, which parks the vehicle parallel or perpendicular to the lane completely automatically. The system works by measuring potential spaces while driving past them at a low speed.



□ The Rear view camera* enables improved orientation when reversing at speeds below 15 km/h, for example when parking. It shows the area behind the car on the Control Display. Interactive track lines for measuring distance and turning circles assist the driver when manoeuvring, obstacles are marked in colour.

¹ Supports inductive charging for Qi-compatible mobile phones. Special charging cases are available from Original BMW Accessories for selected smartphones that do not support the Qi standard for inductive charging. The WiFi hotspot fulfils all in-vehicle requirements for use of the internet with the maximum LTE standard. Usage is subject to cost.
² The information in the BMW Head-Up Display is not fully visible when viewed through polarised sunglasses. Content shown will depend on the equipment options chosen.

Further optional equipment is required to display specific items.
³ Apple CarPlay® compatibility and supported functions depend on the model year and the software installed on the iPhone®. When the Apple CarPlay® preparation is in use, selected vehicle data is transferred to the phone. The mobile phone manufacturer is responsible for any further processing of the data.

⁴ Function may be limited in darkness, fog or bright glare.
⁵ The driver is responsible for constantly monitoring the automated parking procedure in accordance with local road laws.

*The availability of some equipment features and functions depends on engine variants or additional options. The market and production availability may vary. You can find detailed information about terms, standard and optional equipment at www.bmw.com or from your BMW Partner.
Some ConnectedDrive Services may differ between countries. Please consult your local BMW partner for more information.

EXTERIOR COLOURS.

Discover even more with the new BMW brochures app. Available now, for your smartphone and tablet.

■ Standard equipment □ Optional equipment



■ Non-metallic 668 Black




□ Non-metallic 300 Alpine White¹



□ Metallic 475 Black Sapphire²



□ Metallic A90 Sophisto Grey brilliant effect²



□ Metallic A89 Imperial Blue Brilliant Effect



□ Metallic C2Y Bluestone²



□ Metallic C10 Mediterranean Blue²




□ Metallic A83 Glacier Silver




□ Metallic A96 Mineral White

M SPORT



□ Metallic 416 Carbon Black³



□ BMW Individual C47 Azurite Black metallic²



□ BMW Individual special paintwork Frozen Dark Silver metallic²

BMW INDIVIDUAL




□ BMW Individual X17 Rhodonite Silver metallic²



□ BMW Individual 490 Brilliant White metallic²



□ BMW Individual 490 Frozen Cashmere Silver metallic²




□ BMW Individual C48 Alvit Grey metallic²



□ BMW Individual 490 Frozen Brilliant White metallic²



□ BMW Individual 490 Frozen Dark Brown metallic²



□ BMW Individual C46 Almandine Brown metallic²



□ BMW Individual 490 Pure metal Silver²



□ BMW Individual 490 Frozen Arctic Grey metallic²

[Colours] The colours printed above are intended to provide you with a first impression of paints and materials available for your BMW. Experience has shown, however, that printed

images of paint, upholstery and interior trim colours cannot faithfully reproduce the actual appearance of the originals. We recommend therefore that you consult your BMW partner who will be able to show you original samples and assist with special requests.

¹ Also available as standard for the M Sport package.

² Optionally available for the M Sport package.

³ Exclusively available for the M Sport package.

The availability of some equipment features and functions depends on engine variants or additional options. The market and production availability may vary. You can find detailed information about terms, standard and optional equipment at www.bmw.com or at your BMW Partner.

INTERIOR COLOURS.

Discover even more with the new BMW brochures app. Available now, for your smartphone and tablet.

■ Standard equipment □ Optional equipment

CLOTH

Available with	
■ Base	Cloth 'Junction' BYAT Anthracite*

CLOTH/LEATHER COMBINATION

Available with	
■ Sport Line ■ M Sport package	Cloth/leather combination 'Plectoid' CNAT Anthracite
■ M Sport package	Cloth/Alcantara combination Rhombicle HRAT Anthracite*

LEATHER

Available with	
□ Base □ Luxury Line □ Sport Line □ M Sport package	Leather 'Dakota' LCSW Black
□ Base □ Luxury Line □ Sport Line □ M Sport package	Leather 'Dakota' LCCY Canberra Beige*, interior colour Canberra Beige
□ Base □ Luxury Line □ Sport Line □ M Sport package	Leather 'Dakota' LCEW Ivory White, interior colour Black
□ Base □ Luxury Line □ Sport Line □ M Sport package	Leather 'Dakota' LCRI Cognac
□ Base ■ Luxury Line □ Sport Line □ M Sport package	Leather 'Dakota' LCFK Black* exclusive stitching, leather piping in contrast
□ Base ■ Luxury Line □ Sport Line □ M Sport package	Leather 'Dakota' LCDO Canberra Beige* exclusive stitching, leather piping in contrast

LEATHER

Available with	
□ Base ■ Luxury Line □ Sport Line □ M Sport package	Leather 'Dakota' LCFI Ivory White* exclusive stitching, leather piping in contrast
■ Luxury Line □ Sport Line □ M Sport package	Leather 'Dakota' LCFF Ivory White* exclusive stitching, leather piping in contrast
□ Base ■ Luxury Line □ Sport Line □ M Sport package	Leather 'Dakota' LCRO Cognac* exclusive stitching, leather piping in contrast
■ Luxury Line □ Sport Line □ M Sport package	Leather 'Dakota' LCTJ Midnight Blue exclusive stitching*, leather piping in contrast, interior colour Black
□ M Sport package	Leather 'Dakota' LCNL Black with Blue* contrast stitching
□ Luxury Line □ Sport Line □ M Sport package	Exclusive leather 'Nappa' LZFK Black exclusive stitching, leather piping in contrast*
□ Luxury Line □ Sport Line □ M Sport package	Exclusive leather 'Nappa' LZFI Ivory White exclusive stitching, leather piping in contrast*
□ Luxury Line □ Sport Line □ M Sport package	Exclusive leather 'Nappa' LZFF Ivory White exclusive stitching, leather piping in contrast*
□ Luxury Line □ Sport Line □ M Sport package	Exclusive leather 'Nappa' LZNI Mocha exclusive stitching, leather piping in contrast*

INTERIOR COLOURS

Available with	
■ Basis ■ Luxury Line ■ Sport Line ■ M Sport package	Black with headliner in Ivory White
□ Base ■ Luxury Line □ Sport Line □ M Sport package	Canberra Beige with headliner in Canberra Beige

INTERIOR TRIMS

Available with	
■ Base	4K8 Oxide Silver dark matt with Pearl-Gloss Chrome accent lines
■ M Sport package	4K7 Aluminium Rhombicle with highlight trim finisher Pearl Chrome
□ Base ■ Luxury Line □ Sport Line ■ M Sport package	4K9 Aluminium fine cutting with highlight trim finisher Pearl Chrome
□ Base ■ Luxury Line ■ Sport Line	4LU Black high-gloss, highlight trim finisher Pearl Chrome
□ Base ■ Luxury Line □ Sport Line □ M Sport package	4LH Fine-wood trim 'Fineline' Cove with highlight trim finisher Pearl Chrome
□ Base ■ Luxury Line □ Sport Line □ M Sport package	4LF Fine-wood trim 'Fineline' Ridge with highlight trim finisher Pearl Chrome
□ Base ■ Luxury Line □ Sport Line □ M Sport package	4LG Burled Walnut dark fine-wood trim with Pearl-Gloss Chrome accent lines
□ Base ■ Luxury Line □ Sport Line □ M Sport package	4LQ Fine-wood trim poplar grain grey with highlight trim finisher Pearl Chrome

BMW INDIVIDUAL HEADLINER

Available with	
□ Base □ Luxury Line □ Sport Line ■ M Sport package	BMW Individual headliner 775 Anthracite

BMW INDIVIDUAL UPHOLSTERY COLOURS

Available with	
□ Base □ Luxury Line □ Sport Line □ M Sport package	BMW Individual full leather trim 'Merino' ZBFU Smoke White
□ Base □ Luxury Line □ Sport Line □ M Sport package	BMW Individual full leather trim 'Merino' ZBCR Caramel
□ Base □ Luxury Line □ Sport Line □ M Sport package	BMW Individual full leather trim 'Merino' ZBTQ Tartufo

BMW INDIVIDUAL INTERIOR TRIMS

	Available with	
	□ Base □ Luxury Line □ Sport Line □ M Sport package	BMW Individual interior trim finisher XEW Fine-wood trim Sen Light Brown*
	□ Base □ Luxury Line □ Sport Line □ M Sport package	BMW Individual interior trim finisher 4WY Fine-wood trim Plum Brown high-gloss*
	□ Base □ Luxury Line □ Sport Line □ M Sport package	BMW Individual interior trim finishers 4ML piano finish Black*

Please note that even normal long or short-term use can lead to permanent upholstery damage. This can be caused in particular by non-colourfast clothing.

The interior colour is dependent on the chosen upholstery colour.

*The availability of some equipment features and functions depends on engine variants or additional options. The market and production availability may vary. You can find detailed information about terms, standard and optional equipment at www.bmw.com or from your BMW Partner.

WHEELS AND TYRES.

Discover even more with the new BMW brochures app. Available now, for your smartphone and tablet.



□ 20" BMW Individual light alloy wheels V-spoke style 759 I Orbit Grey, gloss-lathed, with mixed tyres and run-flat properties, front 8J x 20 with 245/35 R20 tyres, rear 9J x 20 with 275/30 R20 tyres.



□ 19" light alloy wheels W-spoke style 663 Ferric Grey gloss-lathed with mixed tyres and run-flat properties, front 8J x 19 with 245/40 R19 tyres, rear 9J x 19 with 275/35 R19 tyres.



□ 17" light alloy wheels turbine style 645 in Bicolour Orbit Grey, gloss-lathed, BMW EfficientDynamics, 7.5J x 17, with 225/55 R17 tyres.



□ 17" light alloy wheels V-spoke style 631 Ferric Grey gloss-lathed, 7.5J x 17 with 225/55 R17 tyres.



□ 18" light alloy wheels Multi-spoke style 619, 8J x 18 with 245/45 R18 tyres.



□ 19" M light alloy wheels Double-spoke style 664 M Jet Black non-metallic¹, with run-flat properties and mixed tyres, front 8J x 19 with 245/40 R19 tyres, rear 9J x 19 with 275/35 R19 tyres.



□ 18" light alloy wheels V-spoke style 684 Ferric Grey gloss-lathed, 8J x 18 with 245/45 R18 tyres.



○ 20" M Performance light alloy wheels 669 M in Bicolour Black matt gloss-lathed. Summer complete wheel set, 8J x 20, 245/35 R 20 Y tyres front, 9J x 20, 275/30 R20 Y tyres rear.



○ The high-quality 20" light alloy wheels 636 are in Bicolour Orbit Grey, gloss-lathed on the visible side, and feature a rolled-steel rim bed. Front wheels: 8J x 20 with 245/35 R20 95Y XL RSC tyres. Rear wheels: 9J x 20 with 275/30 R20 97Y XL RSC tyres. TPMS summer complete wheel set with run-flat mixed tyres.

ORIGINAL BMW ACCESSORIES.

Equipment 40 | 41

■ Standard equipment □ Optional equipment ○ Accessories



○ The modern roof box in Black and Titanium Silver side trims has a capacity of 520 litres and is compatible with all BMW roof rack systems. Thanks to the double-sided opening system and triple locking on both sides, the skis are easy to load and protected from theft.



○ The anti-slip, water-resistant and durable mat with raised borders protects the luggage compartment. Its perfect fit and black design dovetail perfectly with the BMW basic equipment and features a tab for removing the mat as well as the number 5 in the form of a high-quality stainless steel inlay.



○ Travel & Comfort System – base carrier. Provides an option to attach clothes hangers, a folding table, universal hooks or holders for GoPro cameras, iPads™ or Samsung Galaxy Tabs to the front seat headrest.



○ Firm hold for tablets with BMW safety case. The adjustable holder is attached to the basic carrier or to the optional equipment "Travel & Comfort".



○ All-weather floor mats – precision-fit protection from damp, dirt and waterlogging in entire footwell. The black finish is a perfect match with the interior.



○ The BMW wireless charging cover enables inductive charging of the Apple iPhone™ 5/5s/SE/7. The innovative mobile phone case is compatible with all Qi-certified charging devices and also protects the phone.



○ The high-quality travel blanket with a beige and a dark brown side is made from 100 percent extra-fine Merino wool and is woven using the Jacquard-technique.

¹ Only available in conjunction with the M Sport package.

The availability of some equipment features and functions depends on engine variants or additional options. The market and production availability may vary. You can find detailed information about terms, standard and optional equipment at www.bmw.com or at your BMW Partner.

Discover the wide range of innovative solutions available for the exterior and interior, communication and information, and for transportation and the luggage compartment. Your BMW Partner is on hand to advise you on the whole range of Original BMW Accessories

and the BMW M Performance Parts product portfolio. For further information, please visit www.bmw.com

TECHNICAL DATA.

BMW 5 SERIES SALOON		520i	530i 530i xDrive	540i 540i xDrive	M550i xDrive	518d	520d ⁹ 520d xDrive ⁹	520d ⁹ 520d xDrive with mild hybrid technology ⁹	530d 530d xDrive	540d xDrive	M550d xDrive	530e 530e xDrive
---------------------	--	------	---------------------	---------------------	--------------	------	---	---	---------------------	-------------	--------------	---------------------

Weight												
Unladen weight EU (xDrive) ¹	kg	1615	1615 (1680)	1705 (1765)	(1945)	1655	1670 (1725)	1725 (1780)	1735 (1795)	(1830)	(1945)	1845 (1935)
Max. permissible weight (xDrive)	kg	2210	2220 (2280)	2310 (2370)	(2480)	2260	2270 (2330)	2320 (2370)	2355 (2410)	(2450)	(2470)	2420 (2500)
Permitted load (xDrive)	kg	670	680 (675)	680 (680)	(610)	680	675 (680)	670 (665)	695 (690)	(695)	(600)	650 (640)
Permitted trailer load, unbraked (xDrive) ²	kg	750	750 (750)	750 (750)	(750)	750	750 (750)	750 (750)	750 (750)	(750)	(750)	750 (750)
Permitted trailer load, braked, max. 12% gradient/max. 8% gradient (xDrive) ²	kg	2000/2000	2000/2000 (2000/2000)	2000/2000 (2000/2000)	(2000/2000)	2000/2000	2000/2000 (2000/2000)	2000/2000 (2000/2000)	2000/2000 (2000/2000)	(2000/2000)	(2000/2000)	750 (750)
Luggage capacity	l	530	530	530	530	530	530	530	530	530	530	410

BMW TwinPower Turbo engine ³												
Cylinders/valves		4/4	4/4	6/4	8/4	4/4	4/4	4/4	6/4	6/4	6/4	4/4
Capacity	cm ³	1998	1998	2998	4395	1995	1995	1995	2993	2993	2993	1998
Max. output/ engine speed	kW (hp)/ rpm	120–135 (163–184)/ 4000–6500	185 (252)/ 5200–6500	250 (340)/ 5500–6500	390 (530)/ 5500–6500	100–110 (136–150)/ 4000	140–190 (140–190)/ 4000	120–140 (163–190)/ 4000	183–195 (249–265)/ 4000	235 (320)/ 4400	294 (400)/ 4400	120–135 (163–184)/ 5000–6500
with mild hybrid technology	kW (hp)	–	–	–	–	–	–	8 (11)	–	–	–	–
Max. torque/ engine speed	Nm/ rpm	290/ 1350–4250	350/ 1450–4800	450/ 1500–5200	750/ 1800–4600	350/ 1750–2500	400/ 1750–2500	400/ 1750–2500	620/ 2000–2500	680/ 1750–2250	760/ 2000–3000	290/ 1350–4250

eDrive motor												
Max. output	kW (hp)	–	–	–	–	–	–	–	–	–	–	83 (113)
Max. torque	Nm	–	–	–	–	–	–	–	–	–	–	250
System output	kW (hp)	–	–	–	–	–	–	–	–	–	–	135–185 (184–252)
System torque	Nm	–	–	–	–	–	–	–	–	–	–	420

Lithium-ion high-voltage battery												
Battery type/ net battery capacity	kWh	–	–	–	–	–	–	–	–	–	–	Li-ion / 10.4
Electric range/Maximum total range, combined ⁷ (xDrive)	km	–	–	–	–	–	–	–	–	–	–	66–62 ¹⁰ (57–54) ^(–¹⁰)
Charging time (AC rapid charging with BMW Wallbox) ⁸	h	–	–	–	–	–	–	–	–	–	–	approx. 2.4

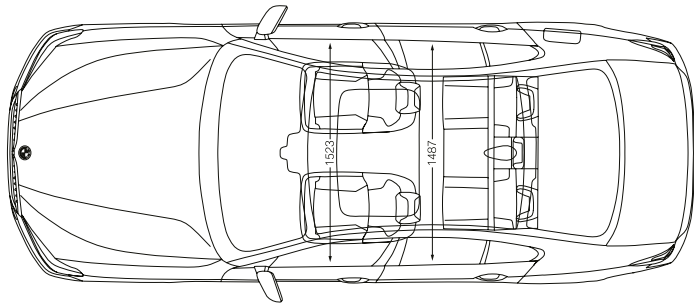
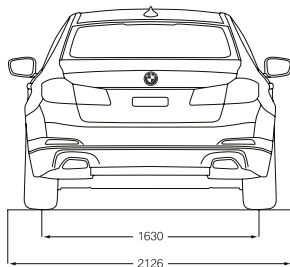
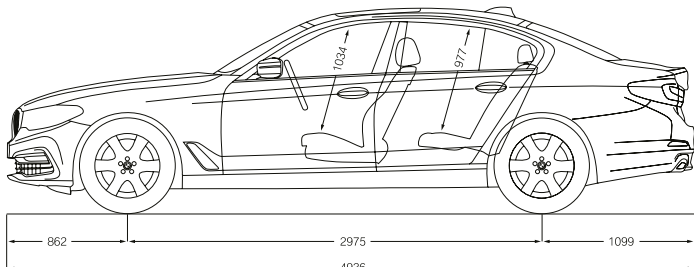

Power transmission												
Type of drive (xDrive)	Rear-wheel	Rear-wheel (all-wheel)	Rear-wheel (all-wheel)	All-wheel	Rear-wheel	Rear-wheel (all-wheel)	Rear-wheel (all-wheel)	Rear-wheel (all-wheel)	All-wheel	All-wheel	Rear-wheel (all-wheel)	
Standard transmission (xDrive)	8-speed Steptronic	8-speed Steptronic (8-speed Steptronic)	8-speed Steptronic (8-speed Steptronic)	(8-speed Steptronic Sport)	8-speed Steptronic	8-speed Steptronic (8-speed Steptronic)	8-speed Steptronic (8-speed Steptronic)	8-speed Steptronic (8-speed Steptronic)	(8-speed Steptronic)	(8-speed Steptronic Sport)	8-speed Steptronic (8-speed Steptronic)	

Driving performance												
Top speed (xDrive)	km/h	235–226	250 ⁵ (250) ⁵	250 ⁵ (250) ⁵	(250) ⁵	220–212	235 (232)	235–223 (232)	250 ⁵ (250) ⁵	(250) ⁵	(250) ⁵	235–226 (235–226)
Top electric speed	km/h	–	–	–	–	–	–	–	–	–	–	140 (140)
Acceleration (xDrive) 0–100 km/h	s	7.8–8.5	6.1 (6.0)	5.1 (4.7)	(3.8)	8.8–9.4	7.3 (7.3)	7.2–8.2 (7.2)	5.7–5.9 (5.4–5.6)	(4.7)	(4.4)	6.1–6.6 (6.2–6.7)

BMW 5 SERIES SALOON		520i	530i 530i xDrive	540i 540i xDrive	M550i xDrive	518d	520d ⁹ 520d xDrive ⁹	520d ⁹ 520d xDrive with mild hybrid technology ⁹	530d 530d xDrive	540d xDrive	M550d xDrive	530e 530e xDrive
---------------------	--	------	---------------------	---------------------	--------------	------	---	---	---------------------	-------------	--------------	---------------------

Consumption ^{3, 4} – All engines conform to the EU6 standard												
Urban (xDrive)	l/100 km	6.8–7.1	6.9–7.2 (7.8)	8.6–8.9 (8.9–9.2)	(13.2–13.3)	4.9–5.1	4.9–5.1 (5.3–5.5)	4.6–4.8 (5.1–5.2)	6.0–6.2 (6.6–6.7)	(6.7–6.9)	(7.4–7.7)	–
Extra-urban (xDrive)	l/100 km	4.9–5.0	4.8–5.0 (5.2–5.4)	5.4–5.6 (6.1–6.2)	(7.7–8.0)	3.9–4.1	4.0–4.2 (4.2–4.4)	3.8–4.0 (4.1–4.3)	4.3–4.5 (4.6–4.8)	(4.9–5.0)	(5.3–5.5)	–
Combined (xDrive)	l/100 km	5.6–5.7	5.6–5.8 (6.2–6.3)	6.6–6.8 (7.1–7.3)	(9.8–9.9)	4.3–4.5	4.3–4.5 (4.6–4.8)	4.1–4.3 (4.4–4.6)	5.0–5.1 (5.3–5.5)	(5.5–5.7)	(6.1–6.3)	1.6–1.8 (2.0–2.2)
Consumption range, combined ⁵	kWh/100 km	–	–	–	–	–	–	–	–	–	–	13.8–14.5 (15.3–15.6)
Exhaust emissions standard (type-certified)		EU6d-temp	EU6d-temp	EU6d-temp	EU6d-temp	EU6d-temp	EU6d-temp	EU6d-temp	EU6d-temp	EU6d-temp	EU6d-temp	EU6d-temp
Combined CO ₂ emissions (xDrive)	g/km	127–130	127–133 (140–144)	150–154 (162–166)	(223–226)	113–118	114–118 (121–125)	108–112 (117–122)	130–135 (139–144)	(145–149)	(159–166)	36–40 (47–50)
Tank capacity, approx.	l	68	68	68	68	66	66	66	66	66	66	46

Wheels/tyres												
Tyre dimensions		225/55 R17 Y	225/55 R17 Y	225/55 R17 Y	245/40 R19 Y 275/35 R19 Y	225/55 R17 Y	225/55 R17 Y	225/55 R17 Y	225/55 R17 Y	225/55 R17 Y	245/40 R19 Y 275/35 R19 Y	225/55 R17 Y
Wheel size	cm ³	7.5 J x 17	7.5 J x 17	7.5 J x 17	8 J x 19 9 J x 19	7.5 J x 17	7.5 J x 17	7.5 J x 17	7.5 J x 17	7.5 J x 17	8 J x 19/ 9 J x 19	7.5 J x 17
Material	kW (hp)/ rpm	Light alloy	Light alloy	Light alloy	Light alloy	Light alloy	Light alloy	Light alloy	Light alloy	Light alloy	Light alloy	Light alloy



All dimensions in the technical drawings are given in millimetres. Height without roof aerial is 1466 mm. Performance, fuel consumption and CO₂ emissions figures refer to vehicles with standard transmission.

¹ The EC unladen weight refers to a vehicle with standard equipment and does not include any optional extras. The unladen weight includes a 90 % full tank and a driver weight of 75 kg. Optional equipment may affect the weight of the vehicle, the payload and the top speed if the selected equipment has an impact on the vehicle's aerodynamics.

² The actual total weight of the trailer must not exceed the maximum permitted trailer load, taking into account the maximum tow bar download.

³ Performance data of petrol engines apply to vehicles using RON 98 fuel. Fuel consumption data apply to vehicles using reference fuels in accordance with EU Regulation 2007/715. Unleaded RON 91 and higher with a maximum ethanol content of 10 % (E10) may also be used. BMW recommends RON 95 super unleaded petrol.

⁴ The data for fuel consumption, CO₂ emissions and energy consumption are determined in accordance with the measurement processes as defined by European Regulation (EC) 715/2007 in the applicable version. Data refer to a vehicle with base-level equipment in Germany, and the ranges account for differences according to the selected wheel and tyre size and the optional equipment and may change during the configuration process.

Figures have been determined on the basis of the new WLTP test cycle and have been converted back into NEDC figures for comparability. [For these vehicles, values other than those specified here may apply for the assessment of taxes and other vehicle-related charges that are (also) based on CO₂ emissions].

⁵ Electronically limited.

⁶ The combined energy consumption depends on the selected wheel and tyre sizes.

⁷ Range depends on various factors. In particular: personal driving style, route characteristics, exterior temperature, heating/air conditioning, pre-conditioning.

⁸ Dependent on the local electricity infrastructure. Charging time corresponds to an 80 % charge of maximum capacity.

⁹ This engine version is not available in all countries. For further information, please contact your local BMW Partner.

¹⁰ Provisional figures; any missing figures were unavailable at the time of publication.



YOUR NEW SPEED DATING APP.

DOWNLOAD NOW THE BMW BROCHURES APP FROM YOUR APP STORE AND DISCOVER DRIVING PLEASURE!

BMW 540i SALOON WITH M SPORT PACKAGE:

BMW TwinPower Turbo inline 6-cylinder petrol engine 250 kW (340 hp), BMW Individual 20" light alloy wheels V-spoke style 759 I Bicolour with mixed tyres, exterior colour in Bluestone metallic, seats in leather 'Dakota' Ivory White with exclusive stitching and leather piping in contrast, interior trim finishers in fine-wood trim 'Fineline' Ridge with highlight trim finisher in Pearl Chrome.

BMW 530e SALOON:

BMW TwinPower Turbo inline 4-cylinder petrol engine (120–135 kW/163–184 hp), electric motor (83 kW/113 hp), 19" light alloy wheels V-spoke style 635 with mixed tyres, exterior colour in Glacier Silver metallic, seats in leather 'Dakota' Midnight blue with exclusive stitching and leather piping in contrast, BMW Individual interior trim finishers in piano finish Black.

The models illustrated in this medium show the equipment and configuration options (standard and optional) for vehicles produced by BMW AG for the German market. Alterations in standard and optional equipment and the configurations available for the different models may occur after 11/12/2019, the editorial deadline for this medium, or according to the specific requirements of other markets. Your local BMW Partner is available to provide further details. Subject to change in design and equipment.

Of course, each vehicle is designed for economical recycling after its long-running life. You can find more information regarding your end-of-life vehicle on our website www.bmw.de/recycling.

© BMW AG, Munich, Germany. Not to be reproduced wholly or in part without prior written permission of BMW AG, Munich.